

YEAR at a GLANCE

2016 CANCER CARE SERVICES

4,801

cancer patients, caregivers and survivors helped

5,038

case management/navigation encounters

1,183

clients received direct financial assistance

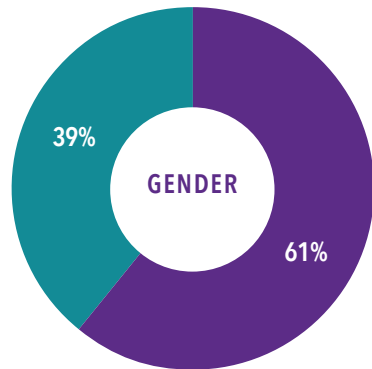
591

clients received mental, wellness & social support

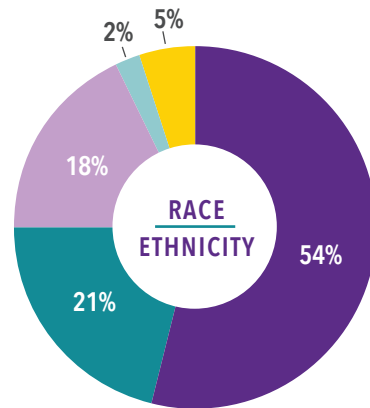
\$0

what our clients paid for programs & services!

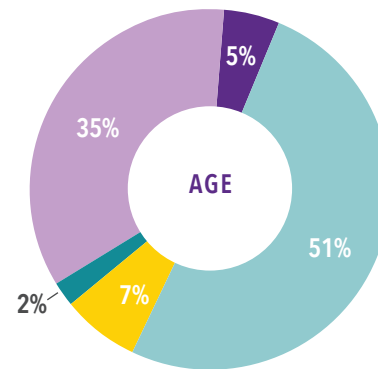
CLIENT DEMOGRAPHICS



FEMALE
MALE



CAUCASIAN
AFRICAN-AMERICAN
HISPANIC/LATINO
ASIAN
OTHER/UNKNOWN



OVER 60 YEARS OF AGE
AGES 40 - 59
AGES 18 - 39
CHILDREN, 18 AND UNDER
OTHER/UNREPORTED

In 2016, our clients reported a...

- 49% in increase in overall quality of life
- 58% improvement in carrying out usual tasks of daily living including improved sleeping patterns, enjoyment, and contentment with quality of life
- 54% improvement in mental health status including decreased symptoms of sadness, nervousness and fear regarding their disease



Cancer Care Services serves thousands of individuals affected by cancer, annually, in Tarrant, Parker and Hood counties by supporting cancer patients, caring for caregivers and empowering survivors.

We provided **therapy sessions**, 107 to be exact

We provided **2,240 dietitian encounters**, addressing cancer-related nutritional needs

We served **43 amazing child caregivers** through CampCARE

68 patients received grants for **chemotherapy medications**, worth about \$1.5 million

OVERVIEW OF

FINANCIAL SUPPORT SERVICES



HEALTH INSURANCE
\$530,356
210 Clients



MEDICATIONS
\$281,191
790 Clients | 7,245 Medications



NUTRITION
\$194,411
390 Clients | 3,960 Cases



TRANSPORTATION
\$66,596
316 Clients | 1,115 Gas Cards
63 Round trips to MD Anderson



MEDICAL SUPPLIES
\$46,112
62 Clients | 4,553 Supplies



EQUIPMENT
\$37,723
42 Clients
156 Pieces of equipment



EMERGENCY FUNDS
\$36,166
35 Clients



SOCIAL/EMOTIONAL SUPPORT
\$323,166
Thousands of clients served

TOP FIVE

DIAGNOSES

- 1 Breast Cancer
- 2 Lung Cancer
- 3 Colorectal Cancer
- 4 Head & Neck Cancer
- 4 Lymphoma